

Valentine's Day Fortune Teller

How to Play

1. Grab a teammate and ask them to pick a color.
2. Open and close the fortune teller as many times as there are letters in color name, alternating the direction you open it. When you're done counting, hold it open.
3. Show your teammate the numbers inside the fortune teller and ask them to pick one. Open and close the fortune teller as many times as the number they picked. When you're done counting, hold it open.
4. Show your teammate the numbers inside again and ask them to pick one. Open the triangle of that number and read them their office Valentine's Day fortune!

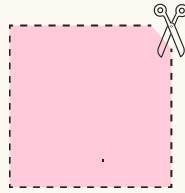
Q MANAGED BY Q

How to make your fortune teller

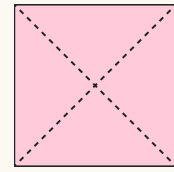
1. Print out the previous page.



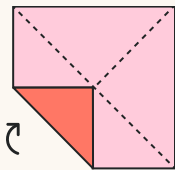
2. Cut out the square and save the "How to play" instructions.



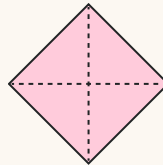
3. Fold the square in half diagonally, corner to corner. Unfold and repeat in the opposite direction.



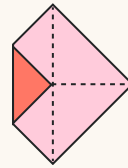
4. Unfold the square and turn it face-down. Fold each of the four corners into the center of the square.



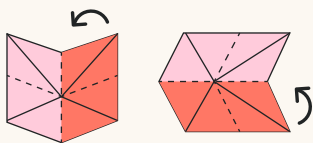
5. Flip the square over so the folds are facing down.



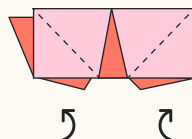
6. Fold each corner into the center.



7. Fold the square in half horizontally. Unfold and repeat in the opposite direction.



8. Using your forefinger and thumb, pull open the outer-most squares.



9. Done! Your fortune awaits.

